

Scaled data based on original data using  
LM-79-08 Approved Method: Electrical and Photometric Measurements of Solid-  
State Lighting Products

Test Report Prepared for  
Cooper Lighting Solutions  
(formerly Eaton)

Brand: McGRAW-EDISON

Report Number: P228113

Luminaire Tested: **ISS-AF-1000-LED-E1-SL2-7050**

Issue Date: 3/3/2020

**Test Information**

Test Method: LM-79-08  
Report Number: P228113  
TEST IS SCALED FROM IESNA LM-79-08 TEST DATA (P29761)  
Test Lab: INNOVATION CENTER-P2  
Issue Date: 3/3/2020  
Manufacturer: COOPER LIGHTING SOLUTIONS (FORMERLY EATON)  
Product Line: MCGRAW-EDISON  
Catalog Number: ISS-AF-1000-LED-E1-SL2-7050  
Description: IMPACT ELITE LED QUATER SPHERE LUMINAIRE  
LIGHT SQUARE WITH ACCULED OPTICS-TYPE II W/SPILL CONTROL  
Light Source: (16) 5000K CCT, 70 CRI LEDs  
Ballast/Driver: ELECTRONIC DRIVER

**Summary**

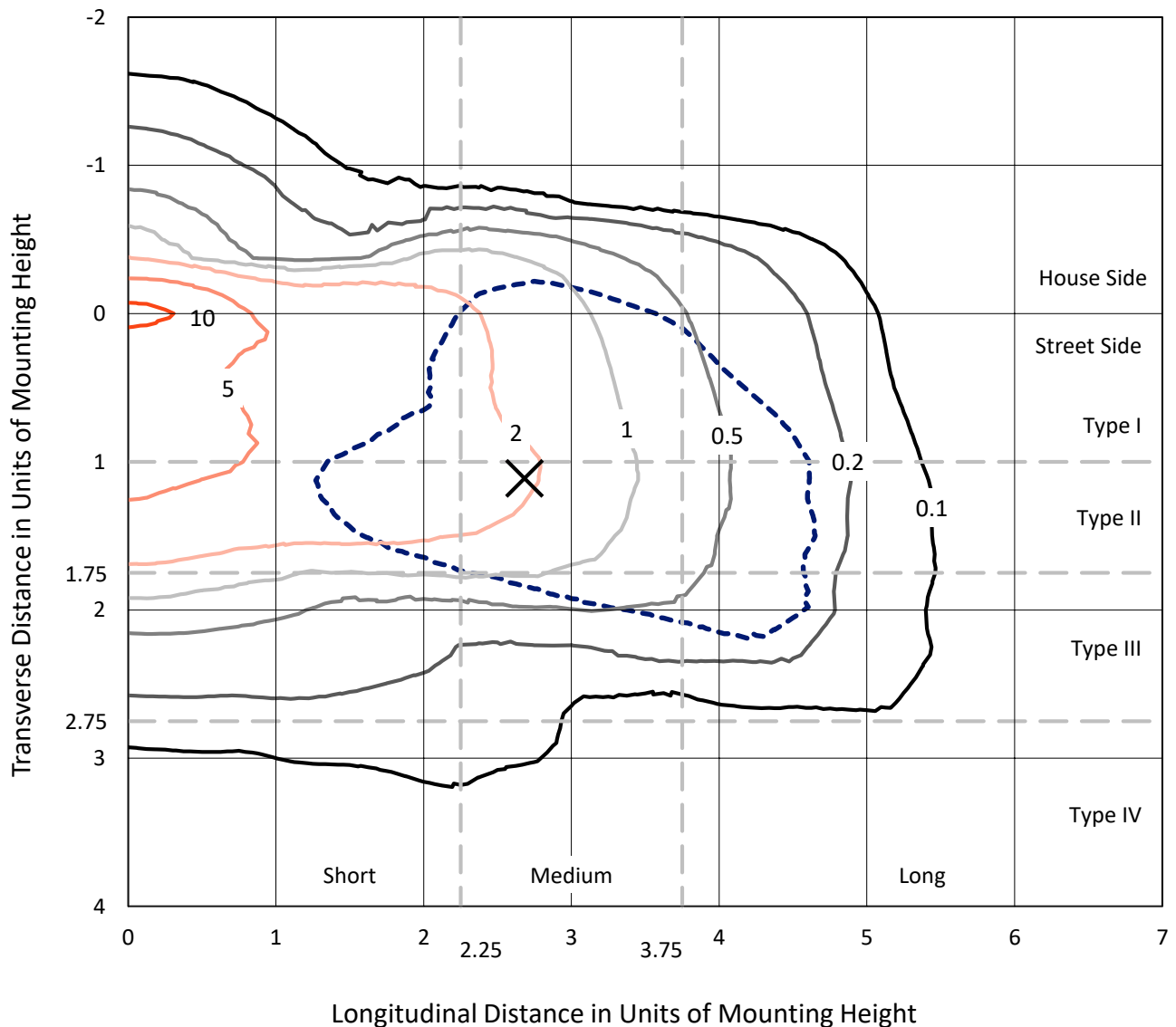
Lumens per Lamp: N/A  
Luminaire Lumens: 5470 lumens  
Efficiency: N/A  
Efficacy: 100.2 lumens/watt  
Luminous Opening: Rectangular (W 0.5' x L: 0.5' x H: 0')  
IES Classification: Type III - Medium - Non-Cutoff  
BUG Rating: B1 - U0 - G2  
  
Input Watts (W): 54.6  
Input Voltage (V): 120  
Input Current (Ain): NR  
Voltage Rise (V): NR  
Power Factor: NR  
Total Harmonic Distortion (THDi): NR  
Frequency (hertz): 60  
Stabilization Time: NR  
Operation Time: NR  
Ambient Temperature (°C): NR  
Test Distance: 25 FT



REPORT NUMBER: P228113  
 CATALOG NUMBER: ISS-AF-1000-LED-E1-SL2-7050

### Iso-Footcandle Lines of Horizontal Illumination

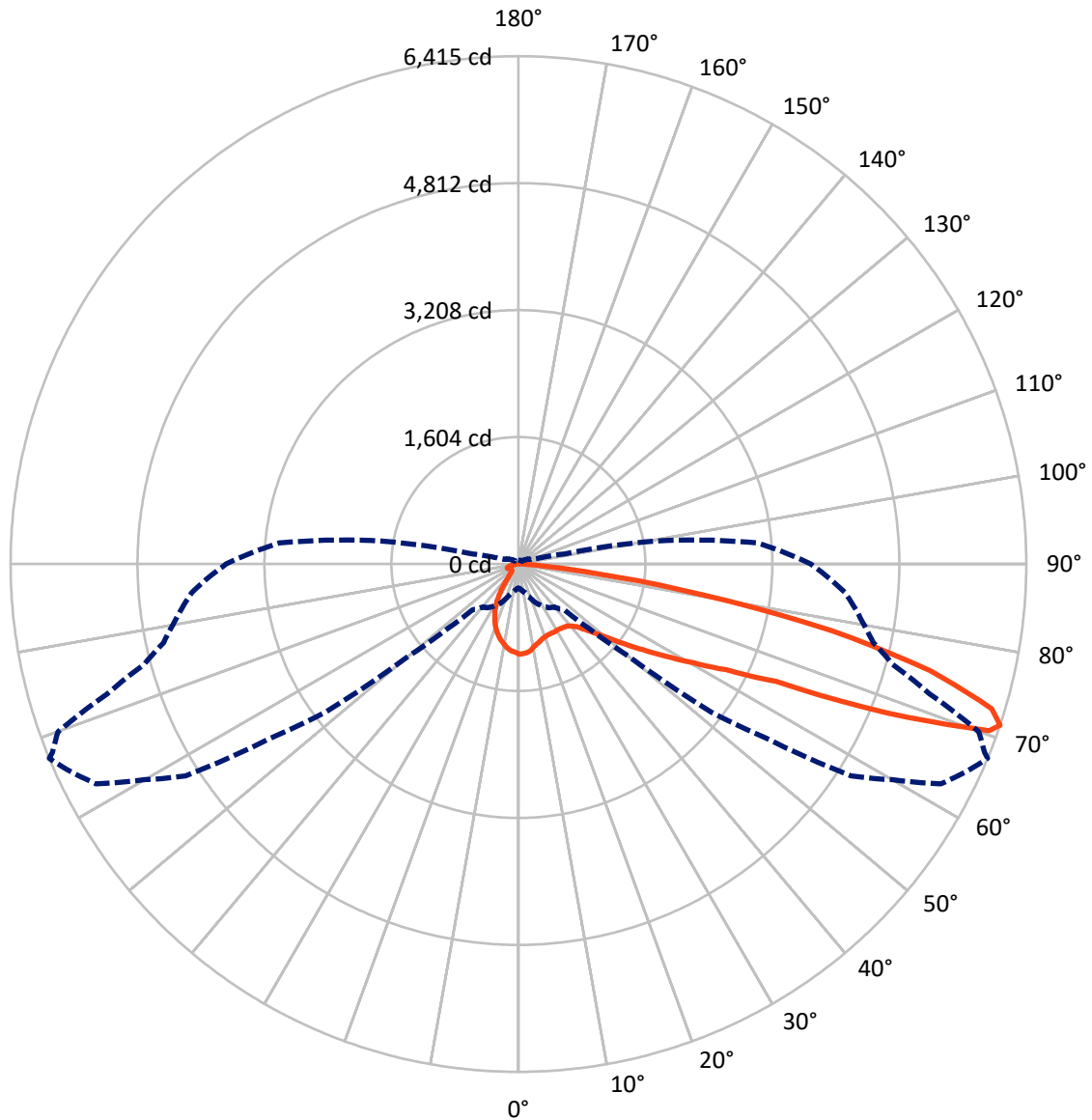
× Max cd  
 - - - 1/2 Max cd



Based on 10 foot mounting height. Maximum calculated value = 11.4 fc  
 Type III - Medium - Non-Cutoff

REPORT NUMBER: P228113  
CATALOG NUMBER: ISS-AF-1000-LED-E1-SL2-7050

### Luminous Intensity Polar Plot



— Vertical Plane Through 67.5-Deg Lateral    - - - Horizontal Cone Through 71-Deg Vertical

REPORT NUMBER: P228113

CATALOG NUMBER: ISS-AF-1000-LED-E1-SL2-7050

**FLUX DISTRIBUTION:**

		Downward	Upward	Total
<b>House Side</b>	Lumens	921.8	0.0	921.8
	% Fixture	16.9	0.0	16.9
<b>Street Side</b>	Lumens	4548.2	0.0	4548.2
	% Fixture	83.1	0.0	83.1
<b>Total</b>	Lumens	5470.0	0.0	5470.0
	% Fixture	100.0	0.0	100.0

**Coefficient of Utilization**

**ZONAL LUMENS:**

Zone	Lumens	% Fixture
0°-10°	99.5	1.8
10°-20°	238.0	4.4
20°-30°	323.6	5.9
30°-40°	442.3	8.1
40°-50°	666.4	12.2
50°-60°	1056.2	19.3
60°-70°	1398.2	25.6
70°-80°	1113.9	20.4
80°-90°	132.0	2.4
90°-100°	0.0	0.0
100°-110°	0.0	0.0
110°-120°	0.0	0.0
120°-130°	0.0	0.0
130°-140°	0.0	0.0
140°-150°	0.0	0.0
150°-160°	0.0	0.0
160°-170°	0.0	0.0
170°-180°	0.0	0.0
0°-90°	5470.0	100.0
0°-180°	5470.0	100.0



REPORT NUMBER: P228113

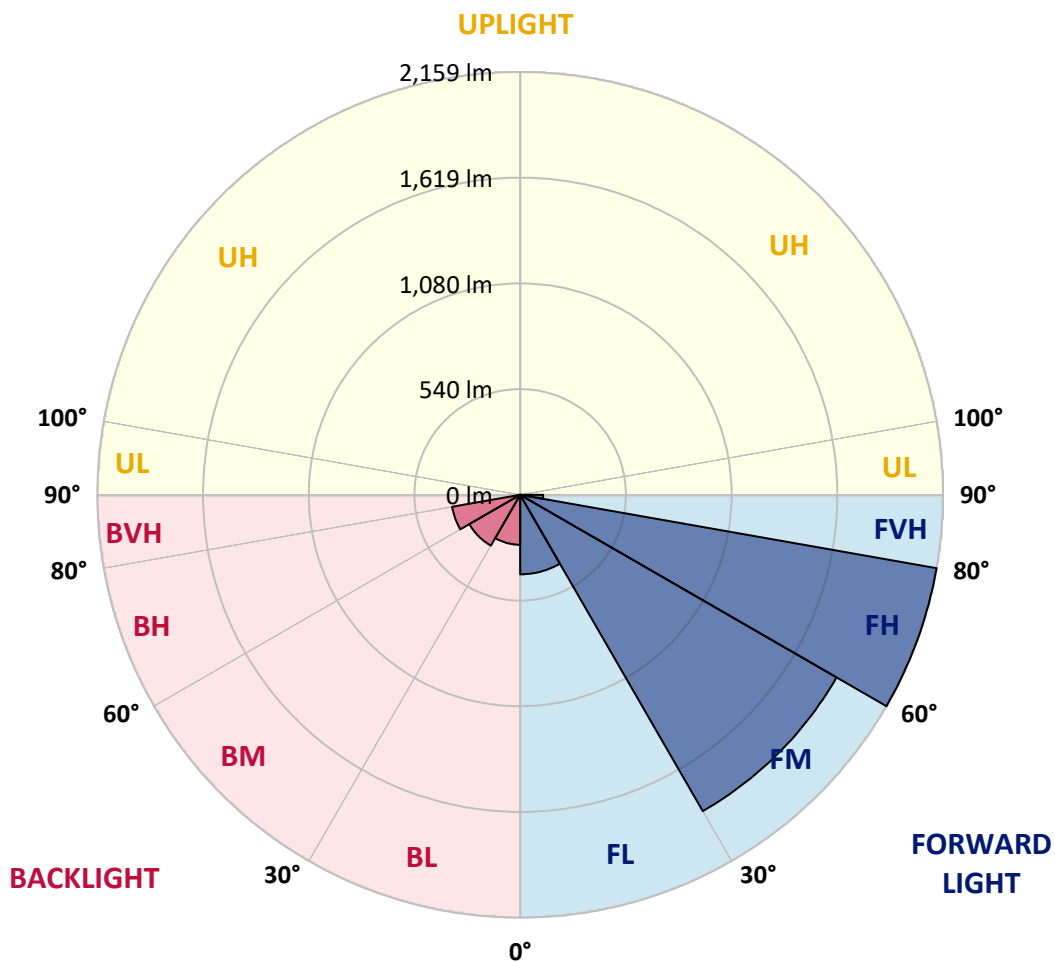
CATALOG NUMBER: ISS-AF-1000-LED-E1-SL2-7050

**LUMINAIRE CLASSIFICATION SYSTEM LUMEN TABLE AND BUG RATING:**

Zone	Lumens	% Fixture	Zone Rating/Lumen Limit		
			B	U	G
FL (0°-30°)	405.9	7.4			
FM (30°-60°)	1865.4	34.1			
FH (60°-80°)	2159.3	39.5			G2/5000
FVH (80°-90°)	117.8	2.2			G2/225
BL (0°-30°)	255.2	4.7	B1/500		
BM (30°-60°)	299.5	5.5	B1/1000		
BH (60°-80°)	352.8	6.4	B1/500		G1/500
BVH (80°-90°)	14.3	0.3			G1/100
UL (90°-100°)	0.0	0.0		U0/0	
UH (100°-180°)	0.0	0.0		U0/0	

**BUG Rating: B1-U0-G2**

Type III Medium





REPORT NUMBER: P228113

CATALOG NUMBER: ISS-AF-1000-LED-E1-SL2-7050

**CANDELA DISTRIBUTION (FULL):**

	0°	5°	15°	25°	35°	37.5°	40°	42.5°	45°	47.5°	50°
0°	1139.9	1139.9	1139.9	1139.9	1139.9	1139.9	1139.9	1139.9	1139.9	1139.9	1139.9
2.5°	1118.9	1115.1	1115.1	1120.8	1130.3	1122.7	1128.4	1128.4	1130.3	1136.1	1138.0
5°	1036.8	1029.1	1036.8	1044.4	1065.4	1061.6	1067.3	1073.1	1084.5	1086.4	1101.7
7.5°	962.3	958.5	964.2	979.5	1006.2	998.6	1006.2	1013.9	1027.2	1033.0	1048.2
10°	905.0	899.3	906.9	918.4	945.1	943.2	947.0	956.6	971.9	975.7	994.8
12.5°	863.0	863.0	866.8	882.1	905.0	903.1	914.6	920.3	933.7	937.5	958.5
15°	842.0	836.3	843.9	857.3	880.2	880.2	887.8	893.6	912.7	914.6	933.7
17.5°	822.9	824.8	826.8	842.0	863.0	859.2	868.8	872.6	893.6	889.8	912.7
20°	822.9	826.8	824.8	834.4	849.7	842.0	853.5	855.4	878.3	872.6	897.4
22.5°	845.8	849.7	843.9	842.0	847.8	842.0	847.8	851.6	868.8	864.9	887.8
25°	885.9	893.6	885.9	872.6	866.8	851.6	855.4	861.1	874.5	864.9	885.9
27.5°	948.9	954.7	941.3	927.9	901.2	884.0	878.3	876.4	891.7	876.4	893.6
30°	1021.5	1029.1	1017.7	992.9	954.7	926.0	914.6	908.9	918.4	895.5	912.7
32.5°	1099.8	1107.4	1099.8	1080.7	1029.1	987.1	971.9	958.5	966.1	935.6	943.2
35°	1180.0	1187.6	1195.3	1183.8	1117.0	1069.2	1044.4	1033.0	1031.1	992.9	994.8
37.5°	1250.6	1258.3	1283.1	1294.5	1233.4	1168.5	1145.6	1120.8	1122.7	1069.2	1069.2
40°	1336.5	1346.1	1378.6	1405.3	1365.2	1286.9	1260.2	1233.4	1233.4	1162.8	1164.7
42.5°	1453.0	1464.5	1485.5	1521.8	1508.4	1428.2	1399.6	1363.3	1367.1	1283.1	1281.2
45°	1617.2	1624.9	1624.9	1647.8	1649.7	1573.3	1554.2	1517.9	1525.6	1418.7	1424.4
47.5°	1831.1	1821.5	1783.3	1796.7	1812.0	1731.8	1714.6	1691.7	1701.2	1586.7	1598.1
50°	2029.6	2022.0	1943.7	1947.5	2002.9	1920.8	1915.1	1886.4	1899.8	1785.2	1802.4
52.5°	2104.1	2090.7	2012.5	2054.5	2209.1	2163.3	2172.8	2159.5	2167.1	2044.9	2041.1
55°	2020.1	2020.1	1972.4	2048.7	2363.8	2388.6	2466.9	2497.4	2529.9	2407.7	2381.0
57.5°	1787.2	1802.4	1810.1	1945.6	2339.0	2445.9	2594.8	2724.6	2890.8	2883.1	2923.2
60°	1401.5	1428.2	1472.1	1693.6	2232.0	2407.7	2600.5	2795.3	3024.4	3171.4	3389.1
62.5°	983.3	1006.2	1042.5	1195.3	1920.8	2222.5	2501.3	2801.0	3093.2	3324.2	3610.6
65°	668.3	691.2	767.6	851.6	1159.0	1598.1	2023.9	2520.3	2965.2	3394.8	3780.5
67.5°	481.2	494.5	553.7	695.0	771.4	851.6	1010.0	1594.3	2142.3	3007.2	3570.5
70°	360.9	374.2	427.7	584.3	677.8	698.8	737.0	840.1	979.5	1689.8	2428.7
71°	301.7	320.8	385.7	549.9	674.0	691.2	708.4	769.5	815.3	1195.3	1802.4
72.5°	211.9	225.3	286.4	507.9	647.3	687.4	727.5	725.6	721.7	815.3	1090.2
75°	135.6	135.6	135.6	286.4	691.2	666.4	681.6	763.7	721.7	685.5	717.9
77.5°	106.9	105.0	99.3	143.2	540.3	675.9	716.0	737.0	777.1	716.0	683.5
80°	80.2	78.3	78.3	89.7	250.1	437.2	605.3	672.1	700.7	761.8	695.0
82.5°	42.0	42.0	45.8	53.5	93.6	152.7	313.1	515.5	576.6	580.4	586.2
85°	13.4	11.5	15.3	24.8	40.1	49.6	87.8	208.1	309.3	374.2	395.2
87.5°	0.0	0.0	0.0	0.0	0.0	0.0	0.0	5.7	7.6	13.4	17.2
90°	0.0	0.0	0.0	0.0	0.0	0.0	0.0	0.0	0.0	0.0	0.0



REPORT NUMBER: P228113

CATALOG NUMBER: ISS-AF-1000-LED-E1-SL2-7050

**CANDELA DISTRIBUTION (continued):**

	52.5°	55°	57.5°	60°	62.5°	65°	67.5°	68°	70°	72.5°	75°
0°	1139.9	1139.9	1139.9	1139.9	1139.9	1139.9	1139.9	1139.9	1139.9	1139.9	1139.9
2.5°	1132.2	1139.9	1134.2	1141.8	1132.2	1143.7	1134.2	1139.9	1141.8	1134.2	1143.7
5°	1092.2	1115.1	1107.4	1124.6	1117.0	1132.2	1124.6	1139.9	1139.9	1134.2	1147.5
7.5°	1042.5	1065.4	1067.3	1084.5	1084.5	1103.6	1103.6	1118.9	1126.5	1126.5	1145.6
10°	992.9	1013.9	1017.7	1036.8	1040.6	1063.5	1063.5	1084.5	1099.8	1105.5	1128.4
12.5°	954.7	981.4	981.4	1002.4	998.6	1033.0	1036.8	1055.9	1071.1	1084.5	1115.1
15°	931.8	956.6	956.6	977.6	973.8	1008.1	1013.9	1033.0	1055.9	1063.5	1105.5
17.5°	908.9	933.7	927.9	956.6	954.7	992.9	989.0	1017.7	1036.8	1048.2	1096.0
20°	889.8	918.4	914.6	943.2	935.6	977.6	977.6	1006.2	1025.3	1034.9	1090.2
22.5°	880.2	910.8	903.1	931.8	926.0	968.0	968.0	996.7	1017.7	1033.0	1088.3
25°	880.2	906.9	899.3	931.8	922.2	968.0	966.1	994.8	1015.8	1029.1	1090.2
27.5°	884.0	910.8	905.0	935.6	927.9	968.0	971.9	996.7	1017.7	1033.0	1094.1
30°	897.4	922.2	908.9	937.5	931.8	970.0	968.0	994.8	1015.8	1034.9	1094.1
32.5°	926.0	939.4	922.2	947.0	935.6	973.8	973.8	992.9	1017.7	1040.6	1094.1
35°	966.1	975.7	948.9	966.1	945.1	983.3	981.4	1002.4	1021.5	1040.6	1097.9
37.5°	1023.4	1034.9	992.9	1008.1	973.8	1004.3	996.7	1021.5	1040.6	1052.1	1117.0
40°	1109.3	1113.2	1057.8	1069.2	1021.5	1048.2	1029.1	1063.5	1073.1	1080.7	1145.6
42.5°	1214.3	1218.2	1147.5	1155.2	1094.1	1117.0	1084.5	1120.8	1134.2	1132.2	1202.9
45°	1344.2	1346.1	1265.9	1271.6	1201.0	1220.1	1180.0	1210.5	1220.1	1214.3	1286.9
47.5°	1485.5	1500.8	1411.0	1418.7	1344.2	1353.7	1304.1	1338.5	1338.5	1332.7	1407.2
50°	1672.6	1695.5	1590.5	1601.9	1516.0	1523.7	1466.4	1502.7	1498.8	1483.6	1567.6
52.5°	1905.5	1926.5	1815.8	1831.1	1739.4	1743.2	1672.6	1714.6	1703.1	1678.3	1775.7
55°	2190.0	2191.9	2088.8	2102.2	2010.5	2004.8	1917.0	1968.5	1951.4	1917.0	2006.7
57.5°	2646.4	2591.0	2421.1	2417.2	2318.0	2310.3	2197.7	2260.7	2232.0	2159.5	2277.9
60°	3381.5	3398.7	2965.2	2898.4	2713.2	2678.8	2529.9	2602.4	2568.1	2449.7	2566.2
62.5°	3795.8	4068.8	4042.1	3801.5	3324.2	3194.3	2942.3	3028.2	2938.5	2764.7	2873.6
65°	4103.2	4473.6	4687.5	4918.5	4704.6	4173.8	3578.1	3698.4	3478.8	3148.5	3253.5
67.5°	4217.8	4664.6	5115.2	5443.6	5667.0	5707.1	5017.8	5050.2	4509.9	3849.3	3862.6
70°	3618.2	4277.0	5159.1	5575.3	6018.3	6236.0	6308.5	6274.1	5924.7	4989.1	4632.1
71°	3066.4	3864.5	4983.4	5447.4	6014.5	6224.5	6415.4	6350.5	6188.2	5441.7	4893.7
72.5°	2077.4	3079.8	4469.8	5057.9	5814.0	5966.7	6253.1	6138.6	6104.2	5779.6	5138.1
75°	977.6	1535.1	2907.9	3797.7	4920.4	5067.4	5367.2	5225.9	5136.2	5246.9	4887.9
77.5°	719.8	838.2	1596.2	2360.0	3578.1	3786.2	4044.0	3870.3	3755.7	3866.4	3616.3
80°	654.9	658.7	826.8	1244.9	2134.7	2258.8	2356.1	2214.9	2041.1	2033.5	1802.4
82.5°	603.4	570.9	536.5	658.7	1094.1	1040.6	962.3	891.7	693.1	555.6	401.0
85°	383.8	420.1	381.9	360.9	435.3	359.0	284.5	273.0	192.8	129.8	120.3
87.5°	26.7	30.5	36.3	42.0	51.6	42.0	26.7	32.5	19.1	0.0	9.5
90°	0.0	0.0	0.0	0.0	0.0	0.0	0.0	0.0	0.0	0.0	0.0





REPORT NUMBER: P228113

CATALOG NUMBER: ISS-AF-1000-LED-E1-SL2-7050

**CANDELA DISTRIBUTION (continued):**

	77.5°	80°	85°	90°	95°	100°	102.5°	105°	107.5°	110°	112.5°
0°	1139.9	1139.9	1139.9	1139.9	1139.9	1139.9	1139.9	1139.9	1139.9	1139.9	1139.9
2.5°	1130.3	1139.9	1143.7	1141.8	1138.0	1134.2	1120.8	1130.3	1117.0	1126.5	1115.1
5°	1136.1	1149.4	1151.3	1147.5	1143.7	1136.1	1113.2	1126.5	1111.2	1118.9	1101.7
7.5°	1134.2	1155.2	1157.1	1153.2	1145.6	1132.2	1109.3	1118.9	1094.1	1099.8	1076.9
10°	1124.6	1155.2	1157.1	1147.5	1136.1	1115.1	1088.3	1092.2	1067.3	1067.3	1036.8
12.5°	1115.1	1151.3	1160.9	1147.5	1128.4	1099.8	1069.2	1065.4	1036.8	1034.9	1000.5
15°	1115.1	1155.2	1168.5	1151.3	1122.7	1082.6	1046.3	1038.7	1006.2	996.7	958.5
17.5°	1113.2	1155.2	1174.3	1151.3	1117.0	1065.4	1019.6	1012.0	970.0	954.7	910.8
20°	1111.2	1159.0	1178.1	1147.5	1099.8	1044.4	992.9	977.6	931.8	906.9	855.4
22.5°	1109.3	1166.6	1181.9	1143.7	1088.3	1017.7	964.2	937.5	884.0	851.6	790.5
25°	1118.9	1176.2	1183.8	1139.9	1071.1	989.0	931.8	895.5	836.3	794.3	721.7
27.5°	1122.7	1185.7	1187.6	1132.2	1050.1	958.5	897.4	847.8	780.9	729.4	647.3
30°	1134.2	1187.6	1181.9	1117.0	1025.3	920.3	857.3	796.2	721.7	654.9	557.5
32.5°	1138.0	1193.3	1178.1	1099.8	1000.5	882.1	811.5	740.8	651.1	572.8	454.4
35°	1145.6	1197.2	1174.3	1090.2	973.8	842.0	763.7	683.5	580.4	481.2	345.6
37.5°	1157.1	1214.3	1183.8	1086.4	960.4	807.7	710.3	624.4	496.4	380.0	229.1
40°	1185.7	1248.7	1201.0	1092.2	950.9	779.0	658.7	563.3	401.0	280.7	158.5
42.5°	1243.0	1307.9	1244.9	1120.8	956.6	754.2	605.3	498.3	303.6	200.5	131.7
45°	1328.9	1384.3	1317.5	1168.5	979.5	740.8	555.6	431.5	217.7	160.4	120.3
47.5°	1454.9	1508.4	1424.4	1244.9	1019.6	735.1	504.1	360.9	168.0	145.1	116.5
50°	1621.0	1684.1	1579.0	1365.2	1094.1	740.8	448.7	294.0	147.0	141.3	114.6
52.5°	1825.3	1886.4	1781.4	1542.8	1216.3	773.3	389.5	255.9	139.4	139.4	112.7
55°	2056.4	2142.3	2039.2	1789.1	1405.3	843.9	353.2	242.5	139.4	141.3	110.7
57.5°	2329.4	2402.0	2310.3	2025.8	1632.5	960.4	357.0	255.9	139.4	141.3	108.8
60°	2596.7	2686.5	2581.4	2327.5	1892.2	1136.1	435.3	324.6	145.1	147.0	108.8
62.5°	2875.5	2944.2	2858.3	2591.0	2186.2	1353.7	591.9	469.7	168.0	173.8	116.5
65°	3181.0	3293.6	3203.9	2984.3	2602.4	1701.2	889.8	704.6	248.2	202.4	127.9
67.5°	3709.9	3755.7	3711.8	3511.3	3089.3	1987.6	1059.7	716.0	248.2	196.7	143.2
70°	4425.9	4322.8	4126.1	3751.9	3140.9	1783.3	759.9	437.2	211.9	187.1	150.8
71°	4592.0	4433.5	4143.3	3692.7	3034.0	1609.6	590.0	345.6	198.6	183.3	150.8
72.5°	4693.2	4456.4	4017.3	3518.9	2823.9	1267.8	389.5	271.1	181.4	173.8	145.1
75°	4561.4	4124.2	3547.6	3045.4	2312.2	658.7	244.4	206.2	154.7	150.8	126.0
77.5°	3622.0	3238.3	2617.7	2212.9	1487.4	292.1	175.7	156.6	122.2	118.4	97.4
80°	1689.8	1355.6	794.3	681.6	467.8	171.8	120.3	106.9	87.8	84.0	68.7
82.5°	307.4	231.0	179.5	173.8	156.6	101.2	70.6	64.9	55.4	53.5	43.9
85°	105.0	101.2	76.4	76.4	78.3	53.5	40.1	38.2	28.6	28.6	19.1
87.5°	1.9	9.5	9.5	13.4	11.5	9.5	3.8	5.7	1.9	5.7	0.0
90°	0.0	0.0	0.0	0.0	0.0	0.0	0.0	0.0	0.0	0.0	0.0



REPORT NUMBER: P228113

CATALOG NUMBER: ISS-AF-1000-LED-E1-SL2-7050

**CANDELA DISTRIBUTION (continued):**

	115°	117.5°	120°	122.5°	125°	127.5°	130°	135°	145°	155°	165°
0°	1139.9	1139.9	1139.9	1139.9	1139.9	1139.9	1139.9	1139.9	1139.9	1139.9	1139.9
2.5°	1124.6	1109.3	1122.7	1109.3	1117.0	1101.7	1111.2	1105.5	1105.5	1099.8	1096.0
5°	1107.4	1088.3	1097.9	1082.6	1090.2	1067.3	1073.1	1063.5	1044.4	1033.0	1017.7
7.5°	1082.6	1054.0	1061.6	1038.7	1044.4	1013.9	1019.6	1002.4	966.1	943.2	920.3
10°	1038.7	1012.0	1013.9	985.2	983.3	952.8	947.0	924.1	870.7	832.5	801.9
12.5°	994.8	964.2	960.4	926.0	920.3	884.0	876.4	840.1	761.8	687.4	639.6
15°	948.9	910.8	899.3	863.0	842.0	811.5	790.5	737.0	624.4	527.0	464.0
17.5°	897.4	847.8	830.6	788.6	758.0	712.2	681.6	609.1	464.0	359.0	315.0
20°	830.6	777.1	746.6	693.1	653.0	597.6	559.4	465.9	309.3	255.9	250.1
22.5°	756.1	693.1	654.9	588.1	538.4	479.2	418.1	315.0	219.6	208.1	215.8
25°	677.8	599.5	549.9	467.8	401.0	332.2	274.9	210.0	179.5	177.6	189.0
27.5°	584.3	494.5	423.9	326.5	265.4	211.9	187.1	166.1	152.7	154.7	166.1
30°	481.2	364.7	290.2	204.3	177.6	154.7	150.8	143.2	137.5	141.3	148.9
32.5°	359.0	232.9	187.1	147.0	145.1	131.7	135.6	131.7	129.8	131.7	137.5
35°	242.5	154.7	147.0	126.0	129.8	120.3	126.0	124.1	122.2	122.2	126.0
37.5°	168.0	127.9	131.7	116.5	122.2	114.6	120.3	118.4	116.5	114.6	116.5
40°	139.4	116.5	122.2	110.7	116.5	108.8	114.6	112.7	110.7	106.9	106.9
42.5°	127.9	110.7	116.5	105.0	112.7	103.1	110.7	106.9	103.1	99.3	101.2
45°	124.1	106.9	112.7	101.2	108.8	99.3	105.0	103.1	95.5	93.6	95.5
47.5°	120.3	105.0	110.7	99.3	105.0	95.5	101.2	97.4	89.7	87.8	89.7
50°	118.4	101.2	106.9	95.5	101.2	93.6	97.4	93.6	85.9	84.0	84.0
52.5°	116.5	99.3	105.0	91.6	97.4	85.9	91.6	87.8	80.2	78.3	78.3
55°	116.5	97.4	101.2	87.8	93.6	82.1	85.9	82.1	78.3	74.5	74.5
57.5°	114.6	93.6	99.3	84.0	87.8	78.3	82.1	78.3	72.6	70.6	70.6
60°	114.6	91.6	97.4	82.1	85.9	74.5	78.3	74.5	68.7	66.8	66.8
62.5°	120.3	95.5	99.3	84.0	85.9	74.5	76.4	70.6	64.9	64.9	63.0
65°	131.7	106.9	106.9	87.8	87.8	74.5	76.4	68.7	61.1	61.1	61.1
67.5°	143.2	118.4	116.5	93.6	91.6	74.5	74.5	64.9	57.3	57.3	57.3
70°	150.8	124.1	120.3	95.5	91.6	72.6	70.6	61.1	53.5	53.5	53.5
71°	148.9	124.1	118.4	93.6	87.8	68.7	68.7	59.2	51.6	51.6	49.6
72.5°	141.3	116.5	110.7	87.8	84.0	64.9	64.9	55.4	47.7	47.7	45.8
75°	120.3	99.3	93.6	74.5	70.6	57.3	55.4	45.8	42.0	40.1	40.1
77.5°	93.6	78.3	72.6	59.2	57.3	45.8	43.9	38.2	34.4	34.4	32.5
80°	66.8	55.4	51.6	40.1	36.3	30.5	32.5	28.6	26.7	26.7	24.8
82.5°	40.1	28.6	28.6	22.9	24.8	19.1	21.0	21.0	19.1	15.3	15.3
85°	21.0	13.4	17.2	9.5	13.4	5.7	9.5	7.6	7.6	5.7	5.7
87.5°	3.8	0.0	1.9	0.0	1.9	0.0	0.0	0.0	0.0	0.0	0.0
90°	0.0	0.0	0.0	0.0	0.0	0.0	0.0	0.0	0.0	0.0	0.0



REPORT NUMBER: P228113  
 CATALOG NUMBER: ISS-AF-1000-LED-E1-SL2-7050

**CANDELA DISTRIBUTION (continued):**

	175°	180°
0°	1139.9	1139.9
2.5°	1084.5	1086.4
5°	1010.0	1013.9
7.5°	903.1	908.9
10°	775.2	779.0
12.5°	611.0	611.0
15°	427.7	431.5
17.5°	299.8	301.7
20°	252.0	253.9
22.5°	225.3	227.2
25°	200.5	202.4
27.5°	173.8	175.7
30°	156.6	158.5
32.5°	141.3	143.2
35°	127.9	127.9
37.5°	118.4	118.4
40°	108.8	108.8
42.5°	103.1	103.1
45°	97.4	97.4
47.5°	91.6	91.6
50°	85.9	87.8
52.5°	80.2	80.2
55°	74.5	74.5
57.5°	68.7	70.6
60°	64.9	64.9
62.5°	61.1	61.1
65°	59.2	59.2
67.5°	55.4	55.4
70°	51.6	51.6
71°	49.6	49.6
72.5°	45.8	45.8
75°	40.1	38.2
77.5°	32.5	32.5
80°	24.8	22.9
82.5°	15.3	13.4
85°	5.7	3.8
87.5°	0.0	0.0
90°	0.0	0.0

(END OF REPORT)